



Huntcliff Park at Meadow Woods

September 2021 Newsletter

Gate Access Procedures

If you or your tenants need to obtain gate remotes or gate codes, please contact the management office. For your convenience, on page 11 please find a copy of the gate access form that you or your tenants will need to complete in order to obtain a gate remote or gate access code. You or your tenant may also use this form to add or update your phone number and name in the call box.

Please be advised that gate remotes cost \$50.00 each. Please make your payments with either a check or money order made payable to **Huntcliff Park at Meadow Woods HOA**. The gate access form and payments may be mailed to the management office at 9419 Tradeport Drive, Orlando, FL 32827 or you may visit the management office on Mondays-Fridays from 9 AM - 5 PM. An

appointment is not required to purchase the gate card/remote at the management office, but management does suggest making an appointment so that the process takes less time when you arrive. If you have any questions or concerns, please feel free to contact the management office at 407-251-200 or info@dwdpm.com.

Reporting Street Light Outages

If you notice a street light out on your street, please call Duke Energy at 407-629-1010 to report the street name or section where the light is located. You may also visit the following website to report the outage: <https://www.duke-energy.com/customer-service/request-light-repair>.

Please contact the management office if you need assistance or if you have any questions.

Please direct all concerns to the management company. For ARB requests, please go to the Association's website, www.huntcliffpark.com. Click on "Resident Services" then "Online Forms." Fill out and submit the form prior to making any exterior modifications to your home.

COMMUNITY MANAGER

William Carey Webb, LCAM

info@dwdpm.com

407.251.2200 phone

800.759.1820 fax

DWD Professional Management, LLC
9419 Tradeport Drive
Orlando, FL 32827

Board of Directors

President: Roberto Gayo

Vice President: Melody Gazza

Secretary/Treasurer: Robin Dearing

417 Widening Project - Update

On pages 9-10 of this newsletter, please find an announcement from the Central Florida Expressway Authority regarding their schedule for widening the 417 from International Drive to Narcoossee Road. The project has several phases that will impact our area. You may also visit the following website for additional information regarding this project from the Central Florida Expressway Authority:

[State Road 417 Corridor Widening from International Drive to State Road 528 | Central Florida Expressway Authority \(cfxway.com\)](https://www.cfxway.com/State-Road-417-Corridor-Widening-from-International-Drive-to-State-Road-528).

Common Area Guidelines & DWD Professional Management Office Procedures (COVID-19)

The following rules will be in effect for the common areas of the Association:

1. Anyone using this common area does so understanding the risk for being infected with COVID-19 and assumes that risk.

2. While present in this common area, unvaccinated individuals must maintain a distance of at least 6 feet from other individuals at all times, except for those

individuals residing in the same household.

3. Anyone violating these rules will be subject to removal and/or subject to suspension of future rights to use this common area.

We appreciate everyone following these guidelines for the safety of all residents within our community.

In addition to the reopening of the common areas, the management office also has new procedures based on this new guidance at the local, state, and federal levels. Appointments are no longer required to visit the office.

Therefore, the lobby is open from 9 AM – 5 PM Monday through Friday for walk-ins. You may still contact our office to make an appointment if you would prefer. However, it will no longer be required.

We will still require that all visitors and staff wear face masks while inside the management office and that proper social distancing is followed. We also still encourage residents to conduct business online using the resident portal or on the phone as much as possible.

Please be advised that for the time being, all Board meetings will continue to be held via teleconference or videoconference.

We greatly appreciate everyone's cooperation and understanding

during this last year. This has been a difficult time for everyone, and we look forward to better times for us all in the coming months.

We will continue to monitor the situation at the local, state, and federal level and will provide updates to you as needed. We encourage all of our residents to follow the recommendations from the Center for Disease Control (CDC) and the Florida Department of Health regarding COVID-19 in order to limit the spread of the disease and to keep your family and neighbors safe.

Please use the following links to the websites for the CDC and the Florida Department of Health.

Center for Disease Control: <https://www.cdc.gov/coronavirus/2019-nCoV/index.html>

Florida Department of Health: <http://www.floridahealth.gov/> or call the COVID-19 Hotline if you have questions at 866-779-6121.

If you have any questions or concerns, please contact our office by phone at 407-251-2200 or by email at info@dwdpm.com.

Take care, and stay safe.

Hurricane Season

Hurricane season began on Tuesday, June 1st and will continue through the end of November. The National

Oceanic and Atmospheric Administration is predicting another busy season this year with between 13 to 20 named storms (winds 39 mph or higher) of which 6-10 may become hurricanes (winds 74 mph or higher). Therefore, please take the time now to prepare your home and your family for hurricane season. Please see the pages below for additional information about hurricane preparedness provided by HIG Insurance. The Florida Attorney General also issued a hurricane guide for all Florida residents. Please use the link below to access this information:

<http://www.myfloridalegal.com/hurricaneguide>.

We also ask you to take this time to trim your trees and remove all dead branches. Trimming and pruning your trees will help eliminate damage to your property in the event of a hurricane or tropical storm this season.



Pool Rules and the Pool Security System

Please be advised that the pool closes at sundown every day. No unauthorized people may enter the pool after this time.

Many people ask why the Association has chosen to close the pool at sundown. The answer

is simple. **We did NOT choose this time.** The State of Florida decided this for us! **Since there is not enough light per State guidelines, we must close the pool when the sun goes down.**

Please be aware that Envera Security system monitors the pool every evening after dusk. Therefore, anyone found at the pool from dusk to dawn will be asked to leave by Envera Security. Envera will call the Orange County Sheriff's Department if necessary and the responding officer will issue trespass warrants if needed.

This is considered trespassing even if you are a resident of the community. This is the law for the State of Florida, and it will be enforced for the protection of our community assets and the safety of our residents. In addition, the Association will pursue recuperating any costs associated with damage to the pool caused by the inappropriate use of the facilities.

Next, there is a list of pool rules located in the pool area. Please take a minute and review these rules. One of the most important rules is the age limit for use. If you are under the age limit, **you may NOT use the pool without a parent or guardian being present.** This rule will be strictly enforced when personnel are present in order to ensure the safety of the children in our community. Accidental drowning in a swimming pool is a leading cause of death in Florida for children. Please be advised there are no lifeguards at the pool, and the maintenance personnel are

not trained in CPR or pool safety. Failure to comply with the Pool Rules may also result in you being asked to leave the area.

Thank you for your cooperation with this matter. If you have any additional concerns or questions regarding this issue, please contact the management office.

Pool Keys

If you need to obtain a pool fob for the community pool, please contact the management office at info@dwdpm.com or 407-251-2200. The management office will arrange a time for you to pick up your key fob at their office located at 9419 Tradeport Drive, Orlando, Florida 32827. Pool fobs cost \$20.00 each.

Accepted methods of payment are check or money order made payable to Huntcliff Park at Meadow Woods HOA.

Please bring the following with you to the management office in order to receive your pool key fob:

Owners: You must bring a photo ID.

Renters: You must bring a photo ID and a copy of your current lease agreement.

Please Pick-up After Your Pets and Keep Pets on a Leash at All Times

We understand that many of the residents in our community are

pet owners. Owning a pet is a wonderful experience and it brings many joys to you as well. However, having a 4-legged addition to your family also brings many responsibilities.

If your new bundle of joy happens to be a dog, then one of the responsibilities is picking up after your pet. When you live in a community, you cannot just let your dog out and then close the door. **Your pet must be on a leash at all times, and any pet waste MUST be picked up and disposed of in a waste receptacle.** This is not only a community rule; it is an Orange County ordinance as well. The Association has installed several doggy stations throughout the community for your convenience. Please use these receptacles to dispose of any dog waste. Dog waste is a hazardous substance and causes damage to grass and may spread illnesses to others.

It is also extremely important that your dog is on a leash for the protection of other animals and for the protection of people (especially children) who may encounter your pet within the community. Keeping your dog on a leash is also a protection for your pet since it safeguards them from dangerous situations. If you see a dog unattended within the community, please notify **Orange County Animal Control** at the following number: **407-836-3111**. Thank you for your understanding and cooperation in this matter.

Payment Plan Options

If you are experiencing financial difficulties or job loss, please contact our office to set-up a payment plan. **It is very important that you contact us to discuss this matter. We cannot set-up a payment plan if we are not aware of your financial situation.**

If you have any other questions or concerns regarding your account balance, please feel free to contact the management office at 407-251-2200 or at info@dwdpm.com.

Owner Access Platform

Please be advised that you may utilize an online owner access portal where you may login to manage your account and access community documents. With your Internet-enabled device, you are able to view your current account balance, check your payment history, view your open records and more!

To ensure your privacy, only homeowners whose email address is on file have already received a registration email. **If you have not already provided your email, please email your information to info@dwdpm.com** and include your community name, address within the community, and the email address you want on file. This extra step is designed for the safety of your personal information because it allows us

to verify each homeowner. Once your email address has been opted into the system, you will receive an email to register. For security purposes, a return email will be sent to confirm you are the owner of that email account.

If you received the registration email but the time has expired and you are in need of a new registration email, please contact our office by email at info@dwdpm.com with your request. Please make sure to include the email address you want us to use and we process a new registration email for you.

Please check your SPAM folder as it may be filtered automatically. After you click the link in the confirmation email you can create your password and your account will be registered. You will then be able to log into your account using your email address and the password you created when you registered. Please make sure to use Google Chrome which is the preferred web browser for the platform.

We encourage everyone to utilize the new on-line access platform at <https://owner.topsoft.com/DWDProfessionalManagement/Account/Login> in order to review your account balance and obtain information. Please let us know if have not received your invitation to join the platform, and we will help you set-up your account.

No Parking on the Grass or Easement

It has come to the Board's attention that there are residents parking nightly on the easement and the front yards of homes to avoid being towed due to the restriction on street parking in the evening. **Please be aware that parking on the grass and the easement is NOT permitted.** All cars must be parked in garages and on driveways.

Association Payments Via the Payment Portal with Center State and Payment Reminders

If you have set-up automatic payments through the on-line payment system with Center State Bank, please be aware that DWD Professional Management does not have access to that system and any updates needed must be made directly by you. If you have made any errors in terms of the amount of your payment or the frequency of your payment, please login into the portal to make any necessary revisions.

Go to schedule payments, cancel the current request, and start a new request with the correct payment amount and/or frequency.

Please also be aware that all on-line payments take 2 to 3 business days for processing before they are applied to your account.

In addition, the on-line payment system is a payment portal only. This system is not connected to the account system with the management company. The payment portal does not have any information regarding your current account balance. If you need your account balance or a full detailed payment history report, you must contact the management company directly.

Finally, please be aware that DWD Professional Management does not send payment reminders by text or email. If you are receiving payment reminders through text or email, this is because you have signed up for it through the online payment portal. If you have signed up for the reminders in error, please login into the portal. Go to notifications and cancel/edit the request and make any changes needed or set-up a new request.

If you have any questions or concerns about the on-line payment portal, please contact the management office for assistance.

Curbside Collection

Under the Orange County Curbside Collection program, garbage, recycling, yard waste, and bulk items are each picked up **only one time per week**. The schedule for your community is as follows:

Garbage collection – Monday

Yard Waste, Recycling, and Bulk Items – Tuesday

Per the documents of your community, we are asking that you please do not place your items outside your home in view from the street on days when you do not have a scheduled pick-up. Please keep them inside your garage, behind your fence, or behind your home.

If you have any questions or concerns regarding the garbage collection program, please contact the Orange County Solid Waste Department. You may reach them by email at Solid.Waste@ocfl.net or by phone at 407-836-6601.

Businesses Not Allowed in Huntcliff Park at Meadow Woods

The Board of Directors wants to inform the community that, per the Covenants, no businesses are allowed to operate in the community. Article VIII Section 1A, clearly states in part that all property designated as a Living Unit shall be used, improved and devoted exclusively to residential use. No business, profession or trade of any type shall be conducted on any portion of the property in Huntcliff Park at Meadow Woods, including Transient Rentals. This prohibition also includes car washing, car repairs, and any other car related business. Please be aware of this limitation as well as Orange County's enforcement of any Code or Zoning violations stemming from any violations concerning their

ordinances regarding businesses in residential communities. Also, please note that Orange County has strict guidelines on renting of properties. Short term rentals, such as Air BnB rentals, are only allowed in Zoning Code R3. Greenpointe is Zoning Code PD. Therefore, short-term rentals are not allowed in Greenpointe at Meadow Woods. Thank you all for your cooperation with this matter.

Towing Company Location and Information

Please be advised that the towing company for Huntcliff Park at Meadow Woods is **Universal Towing and Recovery**. The towing company's location is as follows: **Universal Towing and Recovery, 407-816-0102, 206 6th Street, Lot 300 Orlando, Florida 32824.**

If your vehicle is parked on the street at night in our community, you run the risk of your car being towed. Per the rules and regulations of our community, all vehicles must be parked in your garage or driveway at night. If a vehicle is parked on the street between the hours of 12 AM – 6 AM, it will be towed **without warning at the owner's expense.**

If you are planning a special event or party, and you will have guests parked in the street from 12 AM – 6 AM, please contact the management office to make arrangements **at least 24 hours in advance** so we may inform the

towing company and so we have time for you to pick up parking permits from the management office. Please be aware that the maximum number of vehicles permitted is 10.

If your vehicle or a vehicle of a guest is towed due to a violation of the parking rules and regulations, you should **contact the towing company to resolve the situation. Do not call DWD Professional Management regarding a towing issue.** The Board has not authorized the management company to make ANY exceptions to the parking rules and regulations. If you do not follow these parking rules, you will be towed **at your own expense and will not be reimbursed for any reason.**

Architectural Changes (Exterior Modifications)

It has come to our attention that some homeowners are not familiar with the steps of the Architectural Review process. That is quite understandable. We would like to take this opportunity to help anyone in our community better understand this process. If you are going to make any changes to the front of your property, including landscaping changes, or if you intend to make any structural changes to your property (i.e., room additions, pools, screen enclosures), then you will need to fill out the Architectural Review Committee (ARC) application.

These applications will always be available on your community's website and they are included in the monthly newsletter (please see the form below). Please follow the instructions on the form and submit all of the required documents for your requested change. When you are submitting an application to the ARC, remember to include the following:

1. Two (2) copies of the property survey that show the location of the proposed change, alteration, renovation or addition.
2. Two (2) drawings of your plan(s).
3. Two (2) copies of color samples, if applicable.

Please note that applications submitted by fax or without two (2) copies of the survey, drawing, or color sample will be considered incomplete. If an application is incomplete, it will not be processed and will be returned to you.

If you have any questions, please call us at 407-251-2200, and we will be happy to assist you. Also note that management does NOT approve or deny any of these requests. We collect the applications and then submit them to the community's Architectural Review Committee (ARC). The ARC is a group of volunteer homeowners who review the applications and approve or deny the applications based on your community's written criteria (the architectural guidelines). Per Florida Statutes,

this process may take up to 30 days.

As soon as the Committee makes a decision, we will mail you the letter of approval or denial.

Please make sure you do not proceed with any improvements until you have heard from the Committee. I hope this helps everyone understand the Architectural Review process a little better. If this still leaves you with any questions, please feel free to contact our management office.

Community Services Phone Numbers

Emergency

Fire, Police, Medical Emergency	911
------------------------------------	-----

Law Enforcement

Orange County Sheriff's Dept. (Non-Emergency)	407-836-4357
--	--------------

Utilities

Orange County Utilities	407-836-5515
-------------------------	--------------

Chamber of Commerce

Orlando Chamber of Commerce	407-425-1234
--------------------------------	--------------

Miscellaneous

Orange County Public Schools	407-317-3200
Orange County Office of Emergency Management	407-836-9140
Orange County Health Department	407-858-1400
Florida Poison Information Center	800-222-1222
Orange County Public Library	407-836-7390
Social Security Administration	800-772-1213
Orange County Voters' Registration Office	407-836-2070
Orange County Animal Services	407-836-3111



SR 417 CORRIDOR WIDENING PROJECTS: SEGMENT 3

LANDSTAR BOULEVARD TO BOGGY CREEK ROAD

PROJECT DESCRIPTION

The Central Florida Expressway Authority is widening State Road 417 (Central Florida GreeneWay) from Landstar Boulevard to Boggy Creek Road in order to reduce congestion and improve traffic flow. This 3.7-mile project will add a lane in each direction, expanding the expressway from four to six travel lanes. Eleven sound walls are proposed in this segment. See the map for proposed wall locations.

CFX is also adding wider median shoulders that can temporarily accommodate additional traffic during emergency response events, such as traffic accidents or hurricane evacuations. This is one of five widening projects on SR 417 between International Drive and SR 528 (Martin B. Andersen Beachline).

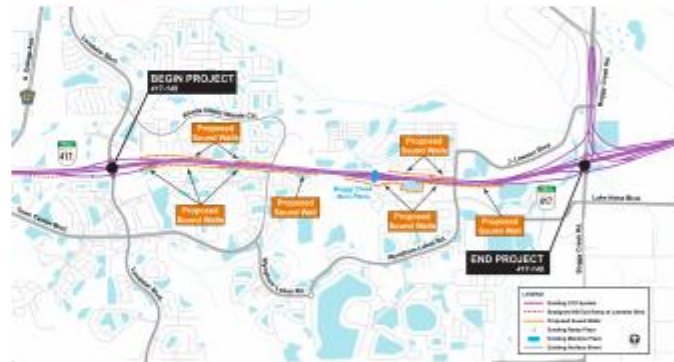
WHAT TO EXPECT

During construction, temporary lane and ramp closures will be necessary to accommodate work. To minimize the impact of construction to motorists traveling on SR 417, lane and ramp closures will not be permitted during peak travel times. There will be night and weekend work on this project.

WORK ZONE SAFETY

For the safety of motorists and work crews, speed limits will be strictly enforced during construction. Speeding fines are doubled in work zones when workers are present. Motorists are reminded to change lanes for safety when they see Road Rangers assisting other motorists or flashing lights — it's Florida law.

PROJECT MAP (LARGER MAP ON BACK)



QUICK FACTS

Project Timeline:
Early 2021 - Late 2023

Estimated Project Cost:
\$87.3 Million

For more information:

- 407-383-5817
- Construction@CFXway.com
- www.CFXway.com
- @DriveEPASS



The regional Central Florida Expressway Authority is responsible for the planning, design, construction, operation and maintenance of a 125-mile limited-access expressway system to serve the five-county region. CFX's system includes SR 408 (Spessard L. Holland East-West Expressway), SR 528 (Martin Andersen Beachline Expressway), SR 417 (Central Florida GreeneWay), SR 429 (Daniel Webster Western Beltway), SR 414 (John Land Apopka Expressway), SR 429 (Wekiva Parkway), SR 538 (Polk Parkway), State Road 453 and State Road 451.

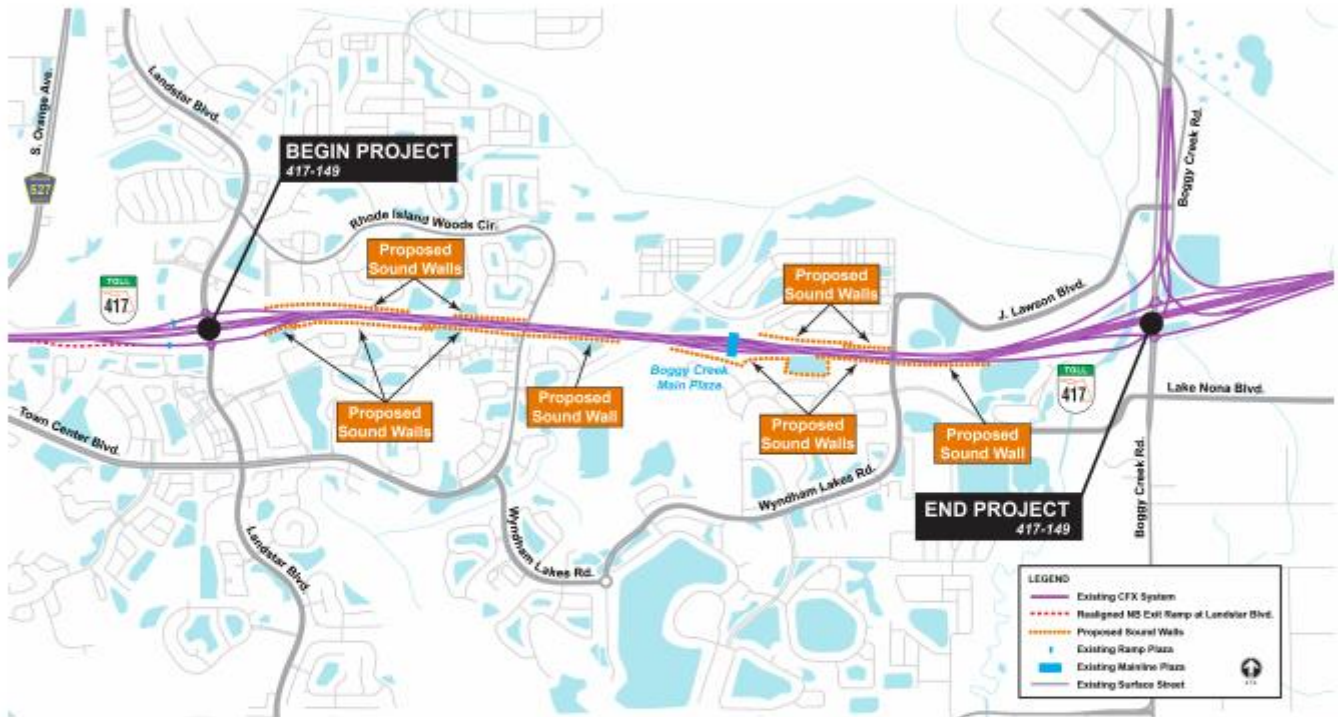
Central Florida Expressway Authority: 4974 ORL Tower Road, Orlando, FL 32807
Phone: 407.690.5000 | Fax: 407.690.5011 | Email: construction@cfxway.com



SR 417 CORRIDOR WIDENING PROJECTS: SEGMENT 3

LANDSTAR BOULEVARD TO BOGGY CREEK ROAD

PROJECT MAP



Para más información en español acerca del proyecto, por favor comuníquese con Kevin Camara al 786-859-1826 o por correo electrónico a Kevin.Camara@OC.Ausa.com.

HUNTCLIFF PARK AT MEADOW WOODS HOMEOWNERS ASSOCIATION, INC.

MAIL OR FAX FORM TO: 9419 Tradeport Drive, Orlando, FL 32827

PHONE: 407-251-2200 FAX: 800-759-1820 EMAIL: info@dwdpm.com**GATE ACCESS FORM**

This form will be used to set up your information into the community's gate system. Please fill out the information below and send to the Association by mail, fax, or email. You may also use this form to request a gate code and/or remote and to report problems with your gate access devices.

Please indicate below if you need to obtain a gate code, remote, or if you need to report a problem with your device.

 Set up new code Set up new remote(s) Report a problem

All residents are included in the directory at the gate. Your visitors will use the call box at the gate to dial your telephone number for access. Please press "9" on your telephone keypad to open the gate for your visitors. The gate system will not accept long distance telephone numbers. All numbers must be local (407) or (321) numbers. Please include this number in the space indicated below.

If you would like your name to be excluded completely from the directory box, please check here

Date: _____

Homeowner Name (Last, First):
_____Tenant Name (if applicable):
_____Property Address:
_____Mailing Address:
_____Property Telephone Number (including area code): _____
(This will be the number called from the gate to your home - NO LONG DISTANCE OR VOICE OVER IP)

Alternate Telephone Number: _____

E-mail Address: _____

Gate Remote Request – Please indicate the number of remotes needed. You may purchase remotes for \$50.00 each. Please make your check or money order payable to: **Huntcliff Park at Meadow Woods HOA.**

_____ Number of Gate Remotes Requested

Problem with your device – Please describe the problem that you are having with your device below.

HURRICANE PREPAREDNESS PLAN



Supply Kit Checklist

Water

- One gallon of drinking water per person per day for at least three to seven days
- One gallon of water for each person per day for cooking and personal hygiene
- Don't forget water for your pets!

Ice

- Freeze water in zip-type freezer bags and two-liter soda jugs
- Fill coolers with ice. Ice can be used to preserve food once the power goes out

Food

- Non-perishable packaged or canned food to last at least three to seven days
- Ready-to-eat canned meats, fruits and vegetables:
 - Canned or boxed juice
 - Canned or boxed milk
 - Cereal
 - Soup
 - Peanut butter and jelly, granola bars, trail mix
 - Instant coffee or tea
 - Dried fruits and nuts
 - Bread, crackers and cookies
 - Raw Vegetables
 - Fresh fruit
 - Special food for babies and the elderly

For The Home

- Cooler for ice and food storage
- Flashlights with extra batteries or hand-crank flashlights
- Battery or solar powered lanterns
- Battery powered NOAA
- Weather radio with extra batteries or hand-crank radio
- Car charger for mobile phone
- Battery operated digital TV with car charger adapter
- Grill with extra propane, charcoal, or sterno (Outdoor Use Only)
- Matches in waterproof container or butane starter for grill
- Paper plates/bowls/cups, plastic eating utensils, napkins, paper towels, moist towelettes
- Manual can opener and bottle opener
- Cleaning supplies
- Non-scented liquid household chlorine bleach or water purification tablets
- Work gloves
- Duct tape
- Heavy-duty outdoor extension cords
- Waterproof tarps
- Plastic sheeting
- Rope
- Basic tool kit
- Corded phone

- Smoke detectors
- Carbon-monoxide detectors
- Two-way radio if power, terrestrial telephone and cell towers fail
- Fire extinguisher
- Waterproof container or resealable plastic bag to store important papers like insurance, medical, bank, or Social Security documents/numbers
- Cash (without power, credit cards are unusable)
- First Aid Kit
- Two weeks supply of prescription drugs
- Two weeks supply of vitamins
- Over the counter pain reliever
- Antibacterial hand soap
- Toilet paper
- Plastic garbage bags
- Mosquito repellent
- Sunscreen
- Toiletries/Hygiene items

Health Essentials

- Documentation, license
- Non-perishable food
- Medications
- Water



Your First Aid Kit

A first aid kit should be kept in the home and each automobile and should include:

- Sterile adhesive bandages
- Sterile gauze pads
- Hypoallergenic adhesive tape
- Triangular bandages (3)
- Sterile roller bandages, antibiotic ointment, scissors, tweezers, needle, moistened towelettes, antiseptic, thermometer, tongue blades (2)
- Tube of petroleum jelly or other lubricant
- Assorted sizes of safety pins
- Cleansing agent/soap
- Latex gloves (2 pairs)
- Sunscreen
- Bug repellent
- Aspirin or non-aspirin pain reliever, anti-diarrhea medication, antacid
- Bottled water and other fluids





Hurricane Family Preparedness

- Hold a family meeting
- Discuss the hazards of hurricanes. Encourage children to talk about their fears and explain some of the things you'll be doing to keep everyone safe. Start a written list of things you'll need to take care of and encourage everyone in the family to contribute their ideas.
- Discuss whether you'll need to evacuate
- Determine whether you live in an evacuation zone and, if so, where you will go if an evacuation order is given. Going to a family or friend's house or hotel outside the evacuation area is your best choice. If you choose to go out of town, do so well in advance of the storm. Since shelters provide for only basic needs, this should be your choice of last resort.
- Ensure your assets are protected
- Inventory your home possessions and videotape or photograph items of value. Review your insurance policies to ensure you have adequate coverage.
- Assess your home for vulnerable areas
- Do a walk-through of your home and property to evaluate your roof, windows, garage door, landscaping, etc. and determine what actions you will take.
- Make a plan to protect your vehicles
- Decide where you will store or park your vehicle, boat or RV. Check your vehicle insurance policy and keep it in the same safe place as your homeowner's policy.
- Secure your home
- Decide what actions you will need to take to protect your home and your property (shutters, generator, trim trees), and to keep as comfortable as possible during recovery.
- Discuss whether anyone in your home is elderly or has special needs and, if so, make arrangements in advance to accommodate those needs.



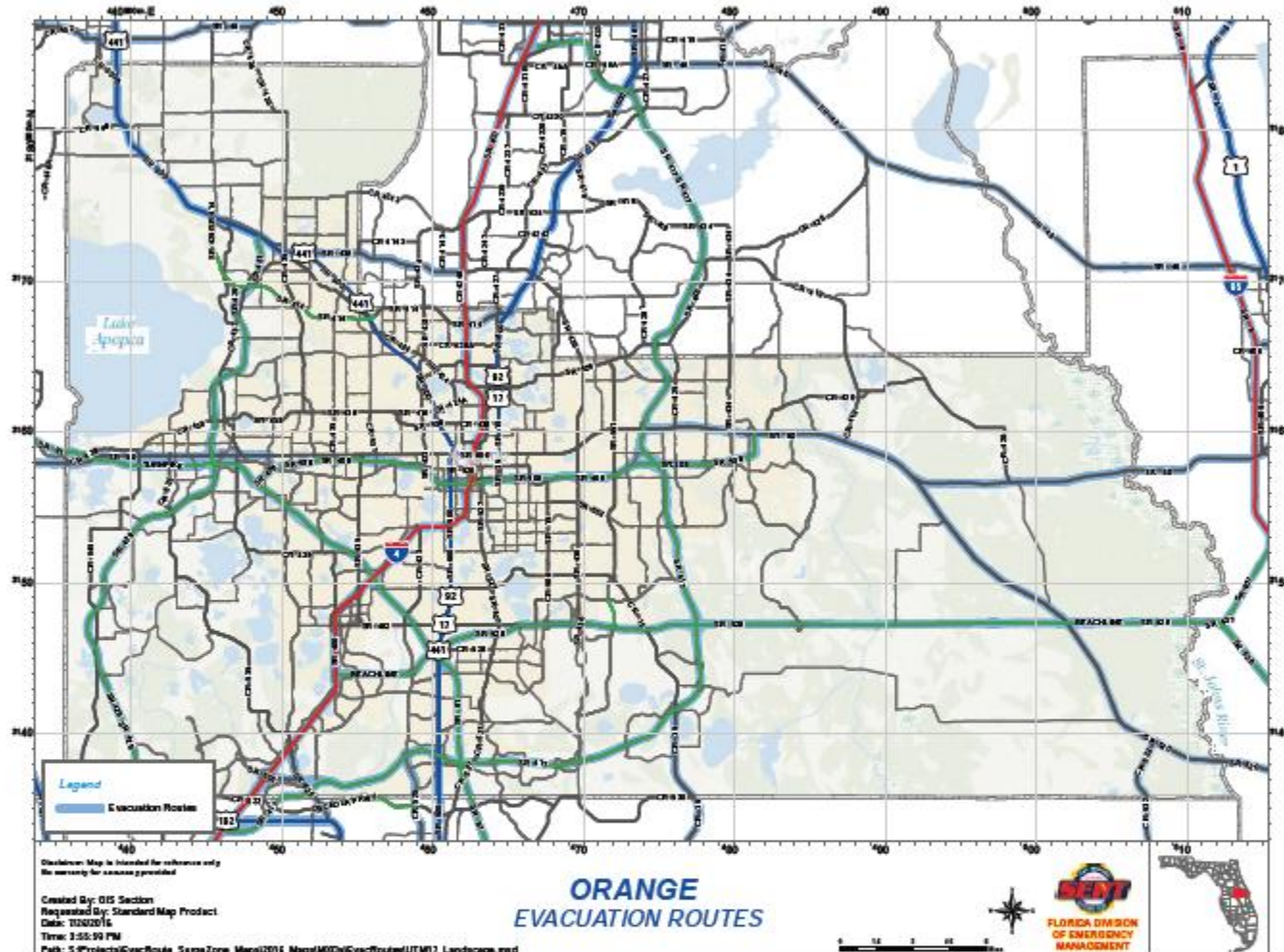
Hurricane Family Preparedness

- Determine how you will address your pet's needs and make a plan for your pet in case you have to evacuate. If appropriate, plan for large animals such as horses
- Gather your supplies
- Determine your family's food, water and medical needs and assemble your hurricane kit according to those needs (see sidebar for essential items to include)
- Notify others of your plan
- Let family or friends know what your hurricane plan is so they can check on you in the aftermath of the storm. Establish an out-of-town contact
- Plan ahead for the possibility of becoming separated from your family and friends, whether it is a personal emergency or a larger-scale disaster
- Start by designating a single, out-of-town contact that your family or household members can call, e-mail or text message should a disaster occur. If local phone service is overwhelmed, it may be easier to call outside the area. Your contact should be aware that they are your family's designated contact
- All of your loved ones should agree to call the out-of-town contact to report their whereabouts and welfare
- Regular contact with your designated person will help to keep everyone informed. After initial contact and depending on the circumstances, you might set a specific check-in time
- When telephone lines are busy, e-mails or text messages may go through when calls cannot
- Create an emergency contact list; include phone numbers and e-mail addresses for your designated out-of-town contact, loved ones, neighbors and other emergency numbers such as police, fire and your physician
- Make copies of the list for every family member and print a copy to keep by the phone and with your emergency supplies
- Make sure to secure outside structures and get all outside items and bring everything inside including patio chairs, grills potted plants and balcony items

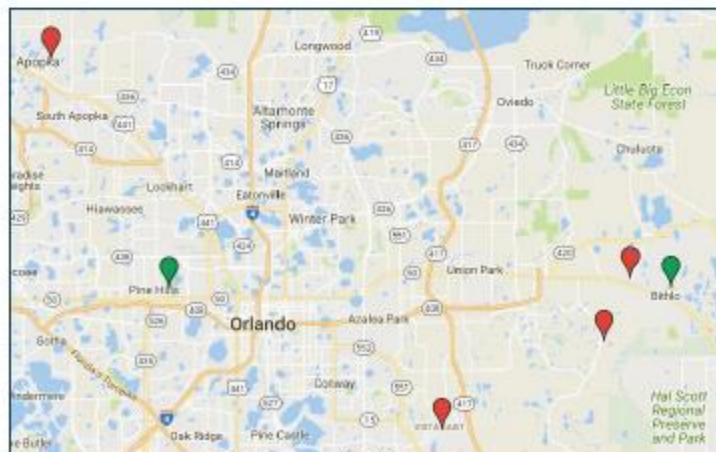
HURRICANE PREPAREDNESS PLAN



Orange County Evacuation Zones



Emergency Shelter Locations



SYMPTOMS OF CORONAVIRUS DISEASE 2019

Patients with COVID-19 have experienced mild to severe respiratory illness.

Symptoms* can include

FEVER



COUGH



*Symptoms may appear 2-14 days after exposure.

SHORTNESS OF BREATH



Seek medical advice if you develop symptoms, and have been in close contact with a person known to have COVID-19 or if you live in or have recently been in an area with ongoing spread of COVID-19.



CS 311521-A March 20, 2020, 12:53PM

cdc.gov/COVID19-symptoms

HUNTCLIFF PARK AT MEADOW WOODS HOMEOWNERS' ASSOCIATION, INC.

MAIL OR EMAIL FORM TO: 9419 Tradeport Drive, Orlando, FL 32827

PHONE: 407-251-2200 **FAX:** 800-759-1820 **EMAIL:** info@dwdpm.com

ARCHITECTURAL REVIEW BOARD (ARB) APPLICATION

Owner Name: _____ Tenant Name: _____

Property Address: _____

Mailing Address: _____

Phone(s) Home: _____ Work _____ E-mail: _____

In Accordance with the Declaration of Covenants, Conditions and Restrictions and the Association's Rule and Regulations, Installation must conform to this approval and the Association's guidelines.

I hereby request consent to make the following changes, alteration, renovations and /or additions to my property.

() Fence () Swimming Pool () Lawn Ornament () Screen Enclosure () Landscaping

() Patio () Exterior Color () Lawn Replacement () Other _____

Description: _____

Attach two (2) copies of the property survey that shows the locations of the proposed change, alteration, renovation or addition.

Attach two (2) drawings of your plan(s). Attach two (2) color samples, if applicable.

NOTE: Applications submitted by fax or without two (2) copies of the survey, drawing, or color sample will be considered incomplete. If an application is incomplete, it will not be processed and will be returned to you.

I hereby understand and agree to the following conditions.

1. No work will begin until written approval is received from the Association. You have 60 days from the approval date to complete the work. If not, then you must reapply for ARB approval.
2. All work will be done expeditiously once commenced and will be done in a professional manner by a licensed contractor or myself.
3. All work will be performed timely and in a manner that will minimize interference and inconvenience to other residents.
4. I assume all liability and will be responsible for any and all damages to other lots and/or common area, which may result from performance of this work.
5. I will be responsible for the conduct of all persons, agents, contractors, subcontractors and employees who are connected with this work.
6. I am responsible for complying with all applicable federal, state and local laws, codes, regulations and requirements in connection with this work. I will obtain any necessary governmental permits and approval for the work.
7. Upon receipt DWD Professional Management, LLC will forward the ARB Application to the Association. A decision by the Association may take up to 30 days. I will be notified in writing when the application is either approved or denied.

ALL HOMEOWNERS ARE RESPONSIBLE FOR FOLLOWING THE RULES AND GUIDELINES OF THEIR ASSOCIATION WHEN MAKING ANY EXTERIOR MODIFICATIONS.

Signature of Owner(s): _____ Date: _____

DO Not Write Below This Line

This Application is hereby: () Approved () Denied

Date: _____ **Signature:** _____

Comments: _____

Date Received _____ **Mailed to Assoc.**

_____ **Mailed to Owner** _____

September and October 2021

Sunday	Monday	Tuesday	Wednesday	Thursday	Friday	Saturday
<i>September</i>			1 Monthly Assessment Due	2	3	4
5	6 Trash Pick-Up Labor Day – DWD Offices Closed	7 Recyclables/ Yard Waste/Bulk Items Pick-Up	8	9	10 Grace Period Ends for Monthly Assessment	11 Patriot Day
12 Grandparents Day	13 Trash Pick-Up	14 Recyclables/ Yard Waste/Bulk Items Pick-Up	15	16	17	18
19	20 Trash Pick-Up	21 Recyclables/ Yard Waste/Bulk Items Pick-Up	22 First Day of Autumn	23	24	25
26	27 Trash Pick-Up	28 Recyclables/ Yard Waste/Bulk Items Pick-Up	29 Annual and Budget Meetings 6:00 PM	30		
<i>October</i>					1 Monthly Assessment Due	2
3	4 Trash Pick-Up	5 Recyclables/ Yard Waste/Bulk Items Pick-Up	6	7	8	9
10 Grace Period Ends for Monthly Assessment	11 Trash Pick-Up Columbus Day	12 Recyclables/ Yard Waste/Bulk Items Pick-Up	13	14	15	16
17	18 Trash Pick-Up	19 Recyclables/ Yard Waste/Bulk Items Pick-Up	20	21	22	23
24	25 Trash Pick-Up	26 Recyclables/ Yard Waste/Bulk Items Pick-Up	27	28	29	30
31 Halloween 						